







SUMMER HOLIDAY HOMEWORK

Class - II



**“ DON'T LET WHAT
YOU CAN'T
DO STOP YOU FROM
DOING WHAT YOU
CAN DO”**



DEAR CHILDREN ,
ITS VACATION TIME AGAIN! DURING THE LONG HOT AFTERNOON BEAT THE HEAT
BY STAYING INDOORS AND DOING SOME INTERESTING AND INNOVATIVE
ACTIVITIES.

A BOOK IS A CHILD'S BEST FRIEND . DEVELOP A LOVE FOR READING. READ ANY 2
STORY BOOKS BY YOURSELF.

A HEALTHY MIND RESIDES IN A HEALTHY BODY. START YOUR DAY EARLY AND SET
A ROUTINE EVEN DURING VACATIONS. LEARN TO TAKE CARE OF PERSONAL
HYGIENE BY INCULCATING HEALTHY HABITS LIKE BRUSHING TEETH TWICE DAILY
WASHING HANDS AT REGULAR INTERVALS, TRIMMING NAILS AND BATHING
DAILY.

EXPERIENCE AND VALUE NATURE. GO FOR WALKS WITH YOUR FAMILY. IN
ADDITION, YOU CAN PLAY GAMES, GO CYCLING , SWIMMING , SKATING TO KEEP
YOURSELF FIT AND HEALTHY WHILE YOU ENJOY.

HAPPINESS IS WHEN YOU CARE, HELP AND SHARE. DO HELP AROUND THE
HOUSE DOING SMALL JOBS LIKE LAYING TABLES, MAKING BEDS, FILLING WATER
BOTTLES, WATERING PLANTS, ETC. BE POLITE, RESPECTFUL AND OBEDIENT AT
ALL TIMES.

CONSERVE NATURE. FEED THE BIRDS WITH FOOD AND WATER. PLANT A TREE.
MINIMIZE THE USE OF PLASTIC THINGS.

LEARN ABOUT THE HERITAGE. GO FOR AN EDUCATIONAL VISIT TO PLACES LIKE
NATIONAL SCIENCE MUSEUM, RAIL MUSEUM, BAL BHAWAN.

GOOD MANNERS IS THE KEY. RESPECT YOUR PARENTS, GRANDPARENTS AND ALL
ELDERS. PRACTICE THE MAGIC WORDS – PLEASE, SORRY, EXCUSE ME AND THANK
YOU EVERY DAY. GREET EVERYBODY WITH A SMILE.

MUST DO :

DRINK LOTS OF WATER / JUICES AND EAT HEALTHY FOOD.

DO FIVE GOOD DEEDS (CARING , SHARING, ETC.)

READ EVERY DAY. WATCH LESS OF T.V. AND MOBILE PHONES.

**GENERAL INSTUCTIONS : ● BRING YOUR WORK IN A WELL ORGANIZED FOLDER
SUBJECT-WISE.**

- PARENTS ARE REQUESTED TO ONLY GUIDE THEIR
WARDS IN DOING THE WORK.
- ORIGINALITY OF THE WORK WILL BE APPRECIATED.

ENGLISH


- 1) LEARN Q-ANS OF L - 2 AND L - 4 FOR ASSESSMENT.
- 2) REVISE L-1 (ALPHABET FUN) AND L-2 (SENTENCES) FOR ASSESSMENT.
- 3) DO 10 PAGES OF CURSIVE HANDWRITING IN 3 IN 1 NOTEBOOK.
- 4) MAKE A WALL HANGING ON THE GIVEN TOPICS:

(ROLL NO. 1 TO 10) A) *NOUNS – COMMON AND PROPER NOUNS*

(ROLL NO. 11 TO 20) B) *ACTION / DOING WORDS*

(ROLL NO. 21 TO 30) C) *GENDERS (MALE OR FEMALE)*

(ROLL NO. 31 TO 42) D) *OPPOSITES*





हिंदी



1) पाठ - 1 (भाषा) और पाठ - 2 (जंगल की अदालत) का अभ्यास करें कक्षा परीक्षा हेतु।

2) 10 पेज सुलेख करे IN 3 IN 1 NOTEBOOK.


3) दी गई रचनात्मक गतिविधियाँ करें :


(ROLL NO.1 – 10) -किसी दो स्वरों (अ, आ, इ , ई) की मात्रा वाले किन्ही ३ शब्दों के फ़्लैश कार्ड्स बनाइए।

(ROLL NO. 11 TO 20) - किसी दो स्वरों (उ, ऊ, ए, ऐ, ओ, औ) की मात्रा वाले किन्ही ३ शब्दों के फ़्लैश कार्ड्स बनाइए।

(ROLL NO. 21 TO 30) - घर में रखे पुराने अखबारों की मदद से अपनी पसंद की कोई दो वस्तुओं बनाइए जैसे : टोपी , जानवर या पक्षी की आकृति , बुकमार्क आदि।

(ROLL NO. 31 TO 42) -सिक्किम के बारे में जानकारी पर चित्रों सहित एक कोलाज बनाइए।
(वेशभूषा, खान- पान , नृत्य , भाषा)





MATHS



- 1) REVISE CH – 1 FOR ASSESSMENT.
- 2) LEARN AND WRITE TABLES OF 2 TO 5 TIMES) IN 3 IN 1 NOTEBOOK.
- 3) DO THE GIVEN ACTIVITIES:

(ROLL NO. – 1 – 10)-MAKE A SCENE USING DIFFERENT GEOMETRICAL SHAPES ON A4 SIZE SHEET.

(ROLL NO. 11 TO 20) -MAKE 2 FLASHCARDS OF 3 DIGIT NUMBER AND WRITE THEIR NUMBER NAMES ALSO .

(ROLL NO. 21 TO 30) -MAKE A PLACE VALUE CONE OF 3 DIGIT NUMBER SHOWING EXPANDED FORM, SUCCESSOR AND PREDECESSOR.

(ROLL NO. 31 TO 42) -MAKE 2 ICE CREAM BOWLS ON A4 SIZE SHEET – EVEN AND ODD AND SHOW NUMBERS IN IT BY MAKING NUMBER SCOOPS.





E.V.S.

1) REVISE CH -2 AND 3 FOR ASSESSMENT


2) MAKE THE FOLLOWING PROJECTS:

(ROLL NO. – 1 – 10) - FAMILY TREE - PASTE THE PICTURES OF YOUR FAMILY MEMBERS AND MENTION THEIR NAMES ON A4 SIZE SHEET.

(ROLL NO. 11 TO 20) - INTERNAL OR EXTERNAL ORGANS – PASTE A PICTURE OF ANY ONE INTERNAL/ EXTERNAL ORGAN AND WRITE ABOUT IT ON A4 SIZE SHEET.

(ROLL NO. 21 TO 30) - HEALTHY FOOD ITEMS – PASTE PICTURES OF HEALTHY FOOD ITEMS ALONG WITH THEIR NAMES.

(ROLL NO. 31 TO 42)- UNHEALTHY FOOD ITEMS - PASTE PICTURES OF UNHEALTHY FOOD ITEMS ALONG WITH THEIR NAMES.



COMPUTER





1. Paste pictures of different types of computer on A4 size sheet.

ART & CRAFT



1. Make any one thing out of egg carton (insects, flowers , animals, mask, wall hanging)





Name: _____

ABC Order

Write the words in alphabetical order.



- | | | | | |
|----|----------|--------|---------|--------|
| 1. | elephant | monkey | tiger | lion |
| | _____ | _____ | _____ | _____ |
| 2. | banana | orange | grape | kiwi |
| | _____ | _____ | _____ | _____ |
| 3. | yellow | red | purple | blue |
| | _____ | _____ | _____ | _____ |
| 4. | snow | wind | rain | hail |
| | _____ | _____ | _____ | _____ |
| 5. | mom | dad | brother | sister |
| | _____ | _____ | _____ | _____ |

Exercise



tree the green is

.....



slow turtle A is

.....



is That house a

.....



are flowers These

.....



is car green This

.....

Name.....Class.....No.....

मेरा परिचय

मेरा
पसंदीदा
शब्द



मेरा जन्मदिनांक

MONTH	DAY




मेरी तस्वीर

मेरे पसंदीदा जानवर



मेरा पसंदीदा

School

विषय



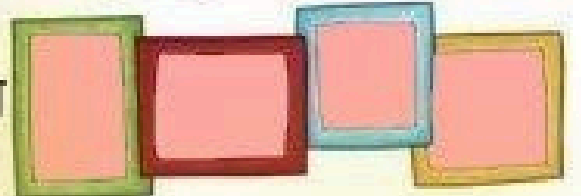
मेरा पसंदीदा खाना



मुझे किससे खुशी मिलती है




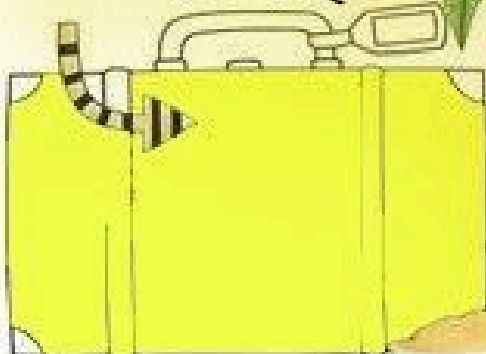

मेरे
दोस्त



मुझे जो भयभीत करता है



पसंदीदा घूमने
की जगह



अगर मेरे
पास जादू
की छड़ी होती

मेरा खज़ाना



चित्र व्याख्या (PICTURE EXPLANATION)


नीचे दिए गए चित्र को पहचानकर खाली स्थान में सही उत्तर चुनकर लिखिए।

Identify the picture given below and write the correct answer in the blank space.



खेल	मज़ा	गेंद	पार्क	दो
-----	------	------	-------	----

1. यह एक है।
2. लड़का पार्क में रहा है।
3. लड़के के पास एक है।
4. वह कुत्तों के साथ खेल रहा है।
5. लड़के को बहुत आ रहा है।

Grade 

Order of Numbers

1. Arrange in increasing order.

a. 120, 348, 492, 266

--	--	--	--

b. 529, 498, 276, 478

--	--	--	--

c. 156, 229, 468, 127

--	--	--	--

d. 413, 123, 456, 345

--	--	--	--

e. 457, 494, 384, 275

--	--	--	--

f. 252, 354, 390, 250

--	--	--	--

2. Arrange in decreasing order.

a. 246, 458, 178, 256

--	--	--	--

b. 175, 408, 333, 207

--	--	--	--

c. 389, 468, 455, 222

--	--	--	--

d. 183, 458, 226, 452

--	--	--	--

e. 247, 300, 186, 168

--	--	--	--

f. 452, 300, 400, 150

--	--	--	--


Date :


Name :

Name _____

Even and Odd Numbers


Directions: Color the candy hearts according to the color code.

 = **Even**

 = **Odd**

How many:
even _____ odd _____

How many hearts are in the jar?



Name.....

I spy body parts

Circle the body parts.

mouth blue meet nice bee
flower eyes
mountain man moon
boy ears sky number nose
knee teen star fun mean
home mom neck cry
need teeth sea mouse elbow
van town hug leave snail bike
heel fan head sun bloom
tool screen duck table foot
sand hand love fun rain
finger run land beam see
bite back zoo shoulder

Cultural DIVERSITY

Use this worksheet to tell more about your culture
and the traditions of your family

1 Language my family
and I speak

2 My favourite
tradition

3 My favourite
traditional food

4 Clothes worn in
my culture

5 Holidays celebrated
in my culture

